



Drywall & Paint



Make yourself at
home.

*Your guide to care for and
customize the spaces you'll live in.*



SHERWIN-WILLIAMS®



Create
beautiful
memories.

When your builder chose Sherwin-Williams paints, they chose to put our over 150 years of coatings expertise to work protecting and beautifying your home. To help you get settled in, we've compiled some helpful information about caring and maintaining your home, as well as some ideas on how to begin making your home uniquely yours.

Welcome to your new home.





Help it always feel
like new.

Follow these simple cleaning tips to keep the painted surfaces in your home looking inviting.



Interior

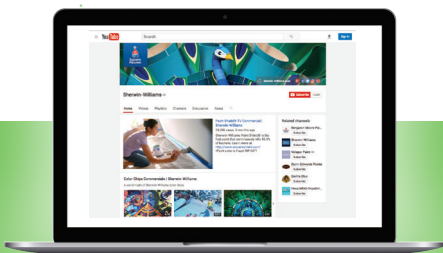
- Wait at least 30 days before cleaning newly painted walls.
- Always dust before washing.
- Avoid harsh cleaners — use mild, soapy water and rinse with clean water.
- Spot clean scuff marks or stains with a paste of baking soda and water.
- Use a soft cloth or sponge and apply gentle pressure.



Exterior

- Wait at least 30 days before cleaning newly painted surfaces.
- Remove dirt using a sponge and soap or detergent.
- Use a smooth up-and-down or side-to-side motion.
- Rinse surface thoroughly and repeat if necessary.

The performance of your paint depends on many variables — the product selected, the color and sheen, even the location where it's used. Depending on these factors, some paints will stand up better to repeated cleaning and upkeep than others.



Just for Starters Video Series

Get more details, demonstrations and how-to advice for these and other paint projects at Sherwin-Williams.com/JustForStarters

Be ready when
life happens.

Repair Light Damage:

*Depending on the surface of your wall, the process may vary.
But generally, you'll follow these steps.*



1. Clean the area and remove any dust.



2. Use a putty knife to fill holes or dents with spackling or patching compound. For larger holes or cracks, apply self-adhesive fiberglass mesh tape first.



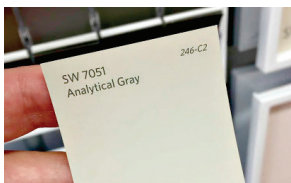
3. Gently drag your putty knife over the surface to remove excess filler.



4. Allow the repair to dry. Then use a fine grit sandpaper to smooth the area.

Touch Up Your Paint:

Follow these simple steps to help your touch-up match up with the rest of your walls.



1. Find leftover paint from that surface. Or bring your color and sheen information to a Sherwin-Williams store and we'll match it.



2. Clean the surface to remove dirt, dust and oils.



3. Thinning your paint may improve the way it blends in. Use one part water to ten parts latex paint. Thin oil paints with mineral spirits at the same ratio.



4. Using a gentle touch, apply paint with a brush or roller.



Feature Wall

Use an accent color to create a focal point in any room or the end of a hall.

Get
inspired
to transform your home.

Color can change everything. Here are a few ideas to get you thinking about ways that you can add a personal touch to your home by incorporating color.



Color Continuity

Let color flow through your home by painting adjoining spaces in one shade lighter or darker than the overall color.



Ceiling

*Don't forget the fifth wall.
Ceilings don't have to be white.*



 SHERWIN-WILLIAMS
COLORSNAP | VISUALIZER

[GetColorSnap.com](https://www.getcolorsnap.com)

*Automatically directs you to the ColorSnap®
digital tools designed for the device you're using.*

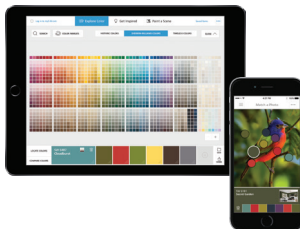
Make
color
selection a snap.

It's easy to find colors you'll truly love when you use the ColorSnap® system of in-store materials, digital tools and in-home consultations.



In Store — ColorSnap® Studio

Try our interactive in-store color wall and designer-inspired palettes to make finding the right color faster and easier than ever before.



On the Go — ColorSnap® Visualizer

Capture color inspiration wherever you go. Just take a picture of real-world colors and turn them into paint color swatches.



At Home — ColorSnap® In-Home Consultations

Choose the perfect colors from the comfort of your own home with the help of a professional color consultant. To schedule an appointment, visit your neighborhood Sherwin-Williams store.

Available in select markets. Visit Sherwin-Williams.com/ColorSnapConsultation for details.



No matter what projects you have in mind for your new home, Sherwin-Williams can help you choose the right products, find the right colors and paint with confidence. With more than 4,200 neighborhood paint stores around the country, a Sherwin-Williams expert is right around the corner.

Ask Sherwin-Williams.™



Visit swwelcomehome.com to find the store nearest you.



PaintPerks™
For exclusive benefits, in store and online, sign up to become a preferred customer at swpaintperks.com.